



LT246CFPRO

# 4.6 Tonne Hydraulic Clear Floor 2 Post Hoist



**HYDRAULIC HOIST FOR  
HEAVY-DUTY SERVICE WORK.**



## Ideal for:

Dealerships and busy workshops that need a heavy duty, quiet hoist for servicing. The LT246CFPRO delivers flexibility with symmetrical or assymertical installation.

## Features:

- › Twin RAM type fully sealed hydraulic cylinders.
- › High quality rotation resistant wire rope balance cables.
- › Electric safety lock release with timer.
- › 90mm Low profile telescopic lift pads.
- › Adjustable cross member height.
- › Dual upper limit sensor on post and cross member.
- › Top quality Korean Powerpack.
- › Optional: Arm tool trays, lift pad extensions, remote control.



If you are not 100% satisfied with your equipment, Treadway Equipped will repair, replace or refund the equipment free of charge within the first 100 days.

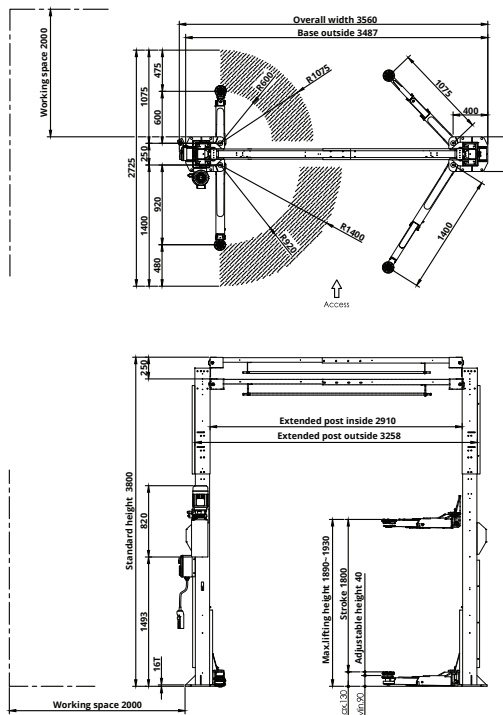
**LT246CFPRO**

# 4.6 Tonne Hydraulic Clear Floor 2 Post Hoist



**INSTALL OPTION 1**

Symmetric Posts (asymmetric arms)

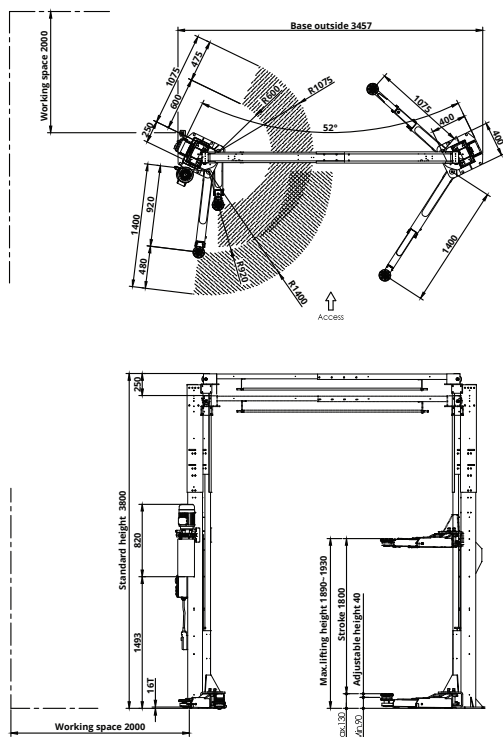


**Features:**

- › Twin RAM type fully sealed hydraulic cylinders.
- › High quality rotation resistant wire rope balance cables.
- › Electric safety lock release with timer.
- › 90mm Low profile telescopic lift pads.
- › Adjustable cross member height.
- › Dual upper limit sensor on post and cross member.
- › Top quality Korean Powerpack.
- › Optional: Arm tool trays, lift pad extensions, remote control.

**INSTALL OPTION 2**

Asymmetric Posts



**SPECIFICATIONS**

Lifting capacity	4,600 Kg
Max. lifting height	1,890 ~ 1,920 mm
Min. height	90 mm
Stroke	1,800 mm
Lifting time	Std Powerpack approx: 60 sec. Upgrade Powerpack 40 sec
Lowering	Approx. 30 ~ 40 sec.
Motor	4HP, 240/415v, 50Hz
Operating method	Control box (Optional cable remote control)
Net weight	Approx 800 Kg

LT246CFPRO

# 4.6 Tonne Hydraulic Clear Floor 2 Post Hoist

Dealerships and busy workshops that need a heavy duty, quiet hoist for servicing.




## Design & safety




› 4HP Italian power pack




› Smart control box



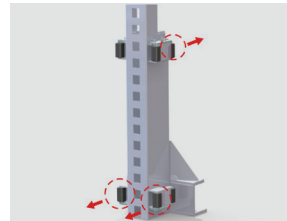
› RAM type cylinder



› Visible arm lock



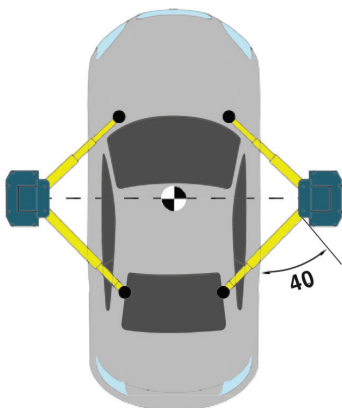
› Safety speed control valve



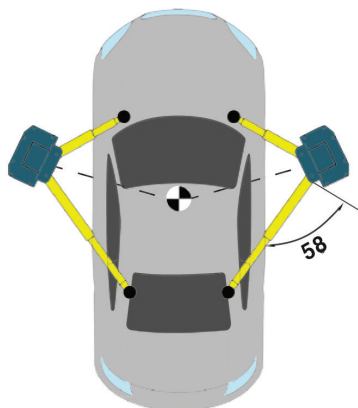
› Carriage Guide Adjustment

## Assymmetric post installation advantages

Symmetric



Asymmetric



› More front space



› Wide door opening



OUR PROMISE:

**100**

ONE HUNDRED DAYS  
100% SATISFACTION

If you are not 100% satisfied with your equipment, Treadway Equipped will repair, replace or refund the equipment free of charge within the first 100 days.

**0800 436 436**  
[treadwayequipped.co.nz](http://treadwayequipped.co.nz)